



Zoektocht


pasen

free printable

by unicorns & fairytales



uitleg van deze free printable bundel



Je kan het bundeltje afdrukken en geven aan je kindjes. Je kan het ook lamineren en zo kan je het blijven gebruiken. Je zet het naar je hand. Met velcro kan je er dingen op laten kleven. Gebruik het hoe jij graag wil... Deze bundel kan gebruikt worden voor kleuters en eerste leerjaar.

Je kan sommige opdrachten ook gebruiken in een zoektocht: Je verstopt doorheen je huis of tuin allemaal plastic eieren die je kunt openmaken en waar je iets kunt instoppen. Een paasei, een opdracht, een tip...

Je begint met een clue te geven over waar het eerste ei zich bevindt. Dan gaan ze op zoek naar het tweede ei. Daarin vinden ze een opdracht en als ze die opdracht volbracht hebben, dan kunnen ze de tip krijgen om naar het derde ei te gaan enz...

Je kan ze ook belonen per opdracht met kleine paaseitjes die ze kunnen verzamelen in hun zelfgemaakt mandje.


Uiteraard beslis je zelf welke opdrachten ze moeten uitvoeren. Dat kunnen educatieve opdrachten zijn, maar ook bewegingsopdrachten of puzzels enz... Bekijk thuis wat je allemaal hebt of gebruik de volgende blaadjes.

Je kan ook altijd mijn andere paasbundel kopen op [ETSY](https://www.etsy.com), daar staan ook allerlei opdrachten en tips in.




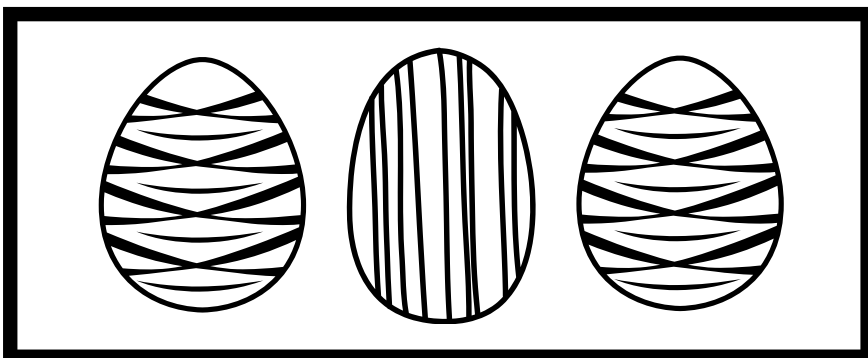






Deze bundel is voor eigen gebruik en mag niet verkocht worden. Op de afbeeldingen staan rechten.

Knip dit sjabloon uit, versier het als je wil, maak er een doosje van en zo kan je je verzamelde eitjes bewaren.




patronen

Maak het patroon af....




tellen


Leg het aantal 'eieren' in de mandjes (tekenen, met kikkererwten, kleiballetjes,)




9




13




10



$5+2$







$10-6$



$0+5$

praatplaat

Praatplaat: benoem wat je allemaal ziet op de prenten.



woordzoeker

p	h	o	l	i	d	a	y	f	q
a	e	g	r	a	s	t	p	a	l
s	e	i	y	h	r	k	r	m	e
e	k	f	q	u	e	r	e	i	n
n	p	a	a	s	h	a	a	s	t
r	b	g	z	t	t	d	e	y	e
b	u	n	n	y	s	b	n	z	c
c	h	o	c	o	l	a	d	e	k
l	g	y	v	l	h	l	u	m	h
z	d	l	r	p	a	s	e	n	t

pasen


ei

chocolade

paashaas


gras

lente




wat hoort bij wat?


5




2



6



3



8



4



9



kleien...

wat stop jij in je mandje?



overtrekken



grabbel hoeveelheden en overtrek...

1	2	3	4
5	6	7	8
9	10	11	12
13	14	15	16
17	18	19	20

bewegen



spring 5 keer



spring op 1 been en tel tot 20



spring zoals een kikker



blijf staan op 1 been zonder te vallen en vertel een mop



zing je lievelingsliedje



pomp 10 keer



zet muziek op en dans!



zet hoofd, schouders, knie en teen op en doe mee

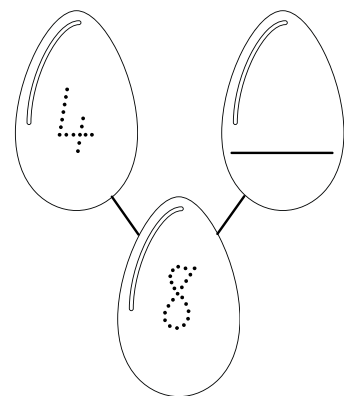
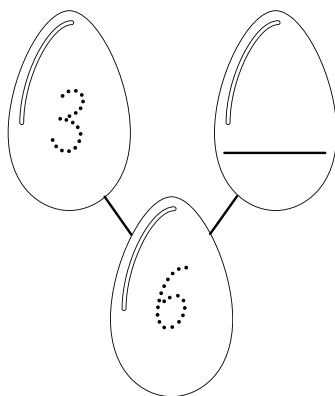
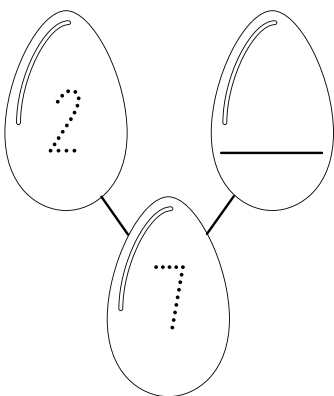
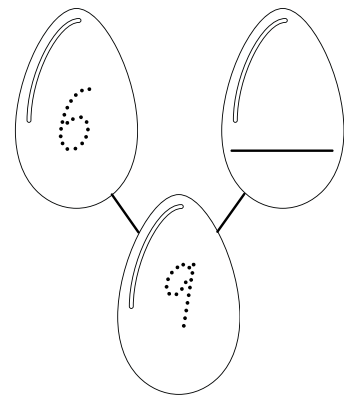
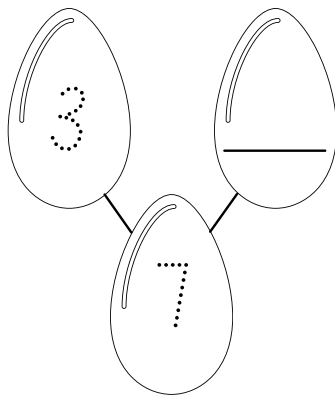
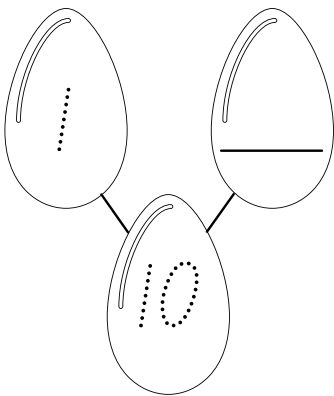
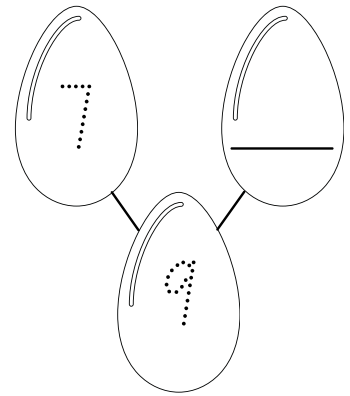
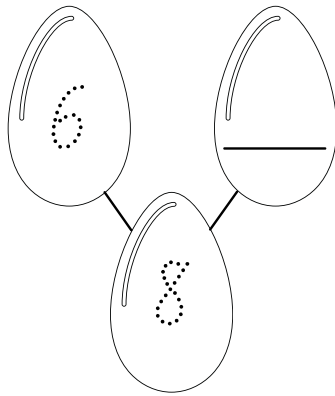
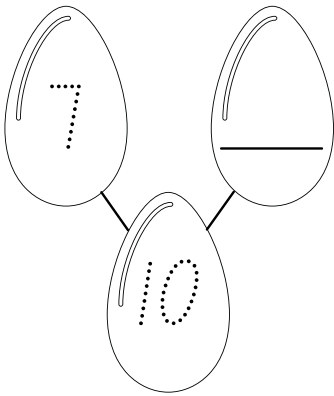


doe 10 sit ups




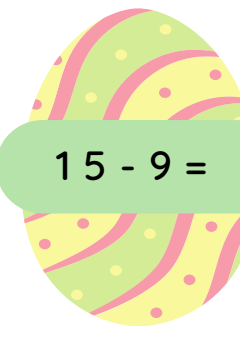
schudden met die billen en tel tot 10

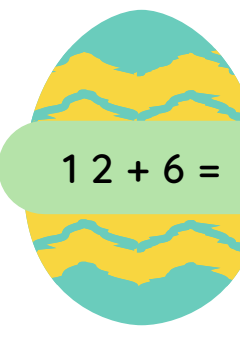
splitsen

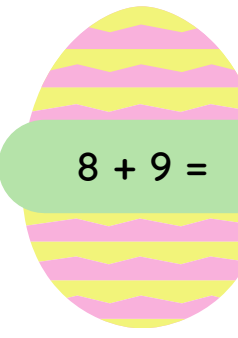


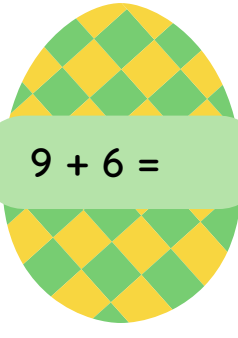
tellen tot 20

 $20 - 15 =$

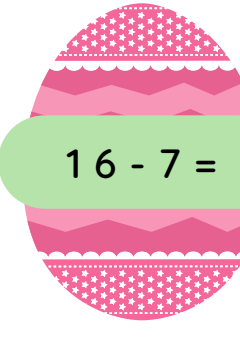
 $15 - 9 =$


 $12 + 6 =$


 $8 + 9 =$

 $9 + 6 =$

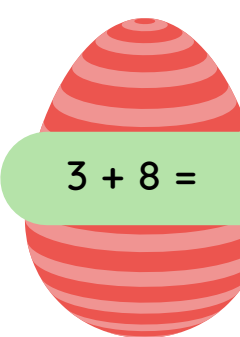
 $14 - 8 =$

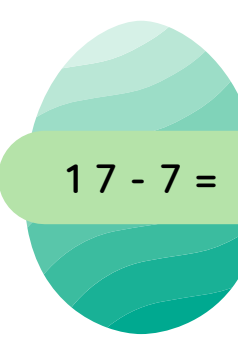
 $16 - 7 =$

 $5 - 0 =$


 $19 - 14 =$

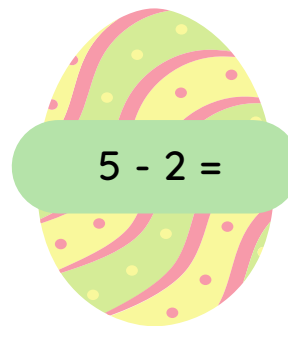
 $12 + 8 =$

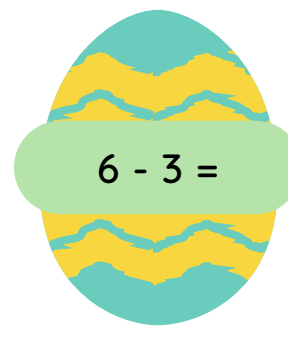
 $3 + 8 =$

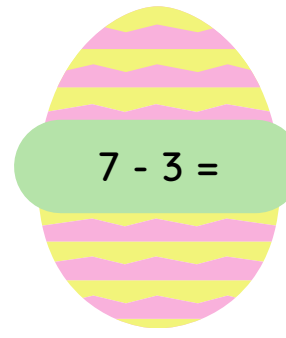
 $17 - 7 =$

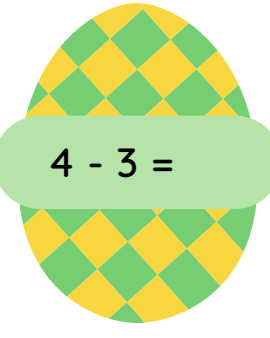
tellen tot 10

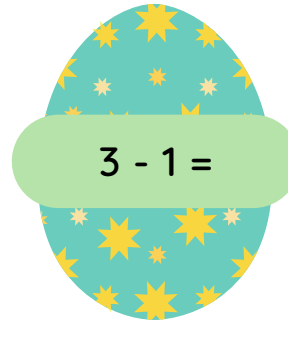
 $7 - 3 =$


 $5 - 2 =$


 $6 - 3 =$

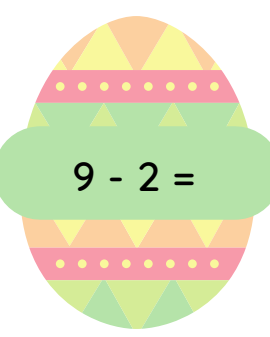
 $7 - 3 =$

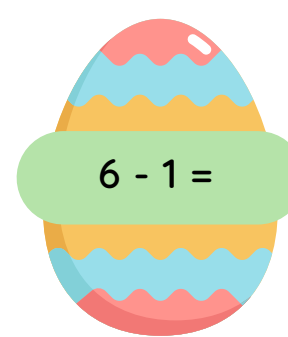
 $4 - 3 =$

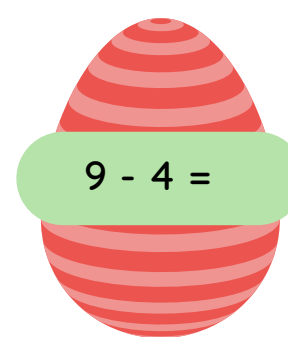
 $3 - 1 =$

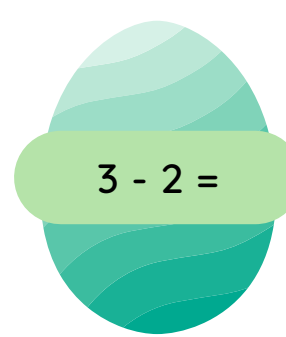
 $6 - 4 =$

 $7 - 6 =$

 $9 - 2 =$

 $6 - 1 =$

 $9 - 4 =$

 $3 - 2 =$

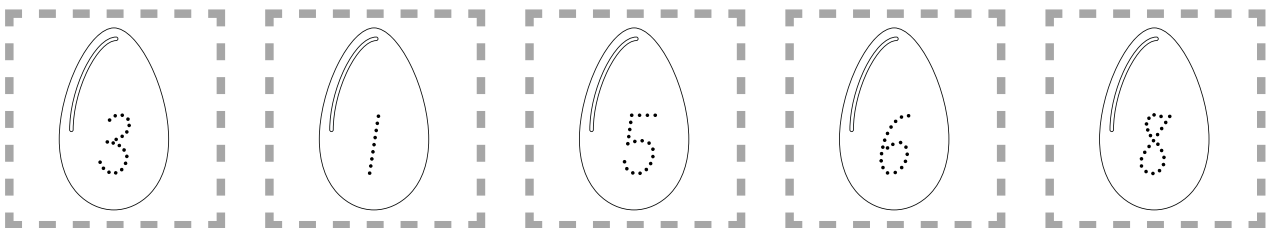
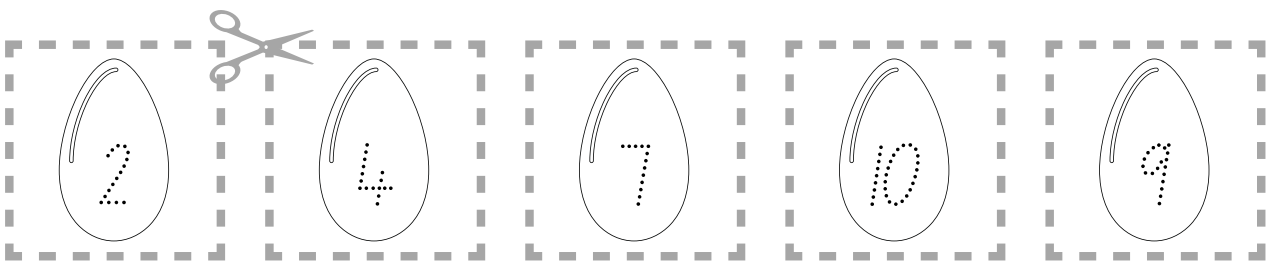
zoekplaat



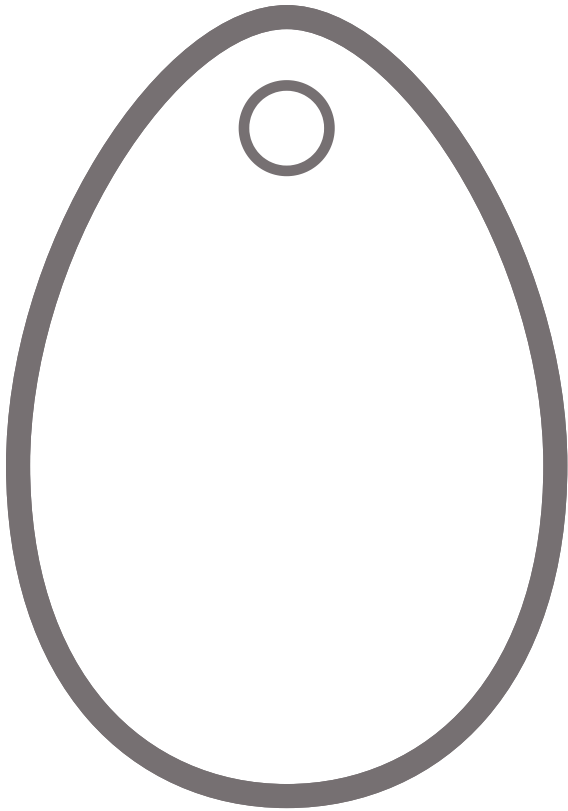
konijnen

eieren

Sorteren



paashangers



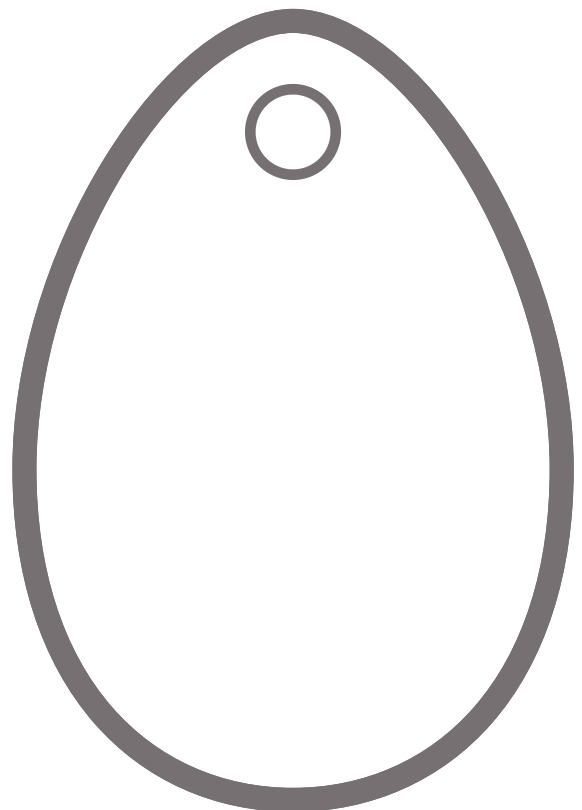
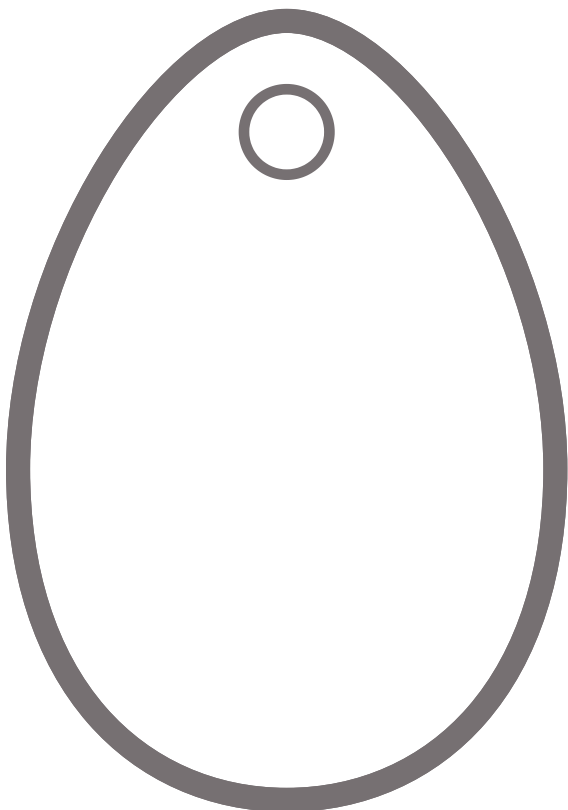
materiaal:

- hard papier
- schaar
- kleurstiften verf, ...
- koordje



Instructies

1. Print dit sjabloon op stevig papier
2. Versier de eieren
3. Knip ze uit en maak een gaatje
4. Hang er een touwtje aan
5. Hang ze op :-)



van klein naar groot




van groot naar klein








grabbelton









Grabbel letters (uit een zakje, een sensory bin, ...) en zoek de letter die je trok. Overtrek die letter.



Memory




memory




wensen

Mijn wens voor jou...

.....
.....
.....




.....
.....
.....
.....



Lieve woorden voor...


.....
.....
.....

.....
.....
.....



Dit wil ik je zeggen...

.....
.....
.....
.....




.....
.....
.....




Wat ik even zeggen wou...

.....
.....
.....
.....


.....
.....
.....















kleurplaat



kleurplaat









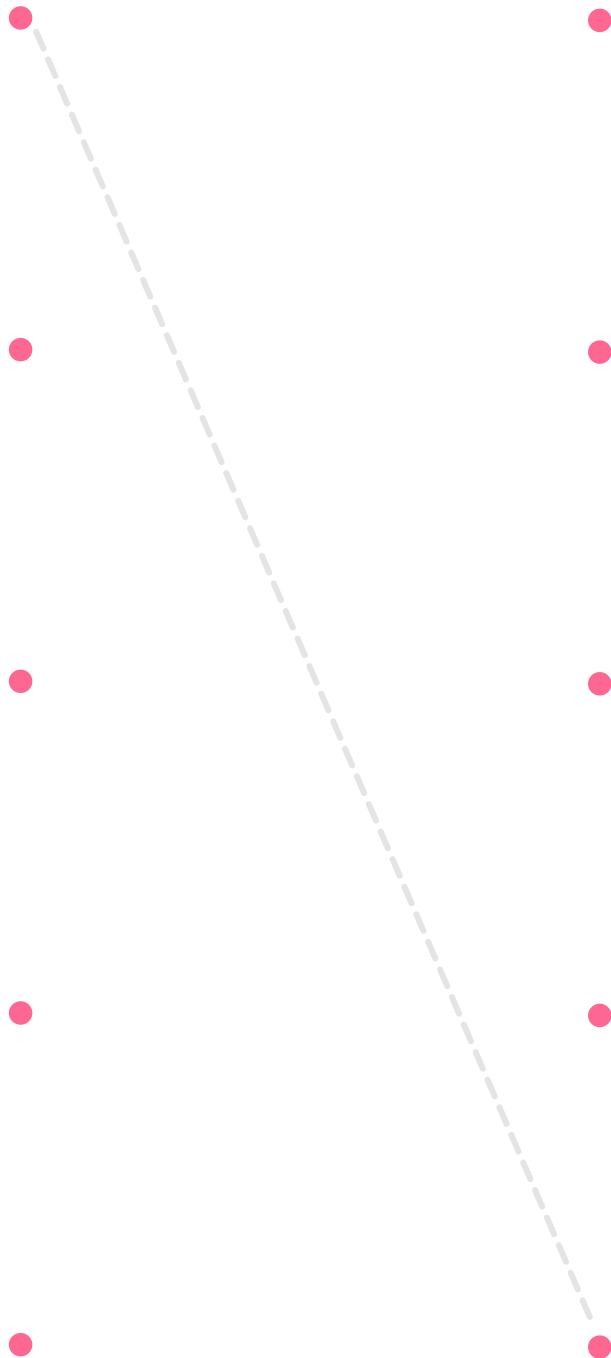



lente rekenen



kleurplaat

schaduw



woorden maken



PSANE

IJKNON


DNMA

ETNEL


LDECHCOOA

TIEKVANA


tel de insecten




$$3 + 2 = \underline{\quad}$$




$$1 + 1 = \underline{\quad}$$




$$2 + 2 = \underline{\quad}$$



$$1 + 2 = \underline{\quad}$$



$$1 + 0 = \underline{\quad}$$



$$3 + 1 = \underline{\quad}$$

